

XT series General Purpose VRLA batteries are designed with AGM(Absorbent Glass Mat) technology. XT series offers 5 years($\leq 20Ah$) and 10 years($\geq 20Ah$) full maintenance free design life. With a compact design and good reliability, this series is highly suited for security and alarm systems, UPS systems, emergency light systems and other small backup applications.

6V Voltage	150Ah Capacity	AGM Technolog	General Purpose
----------------------	--------------------------	-------------------------	---------------------------



Complied standards

- IEC 60896-21/22
- JIS C8704
- GB/T19639

Features and Benefits

- Wide operating temperature range from -15°C to 50°C
- Can be used at vertical or horizontal orientation
- Balanced design for both floating and cyclic operation
- Maintenance-free operation
- Low self-discharge rate and long shelf life

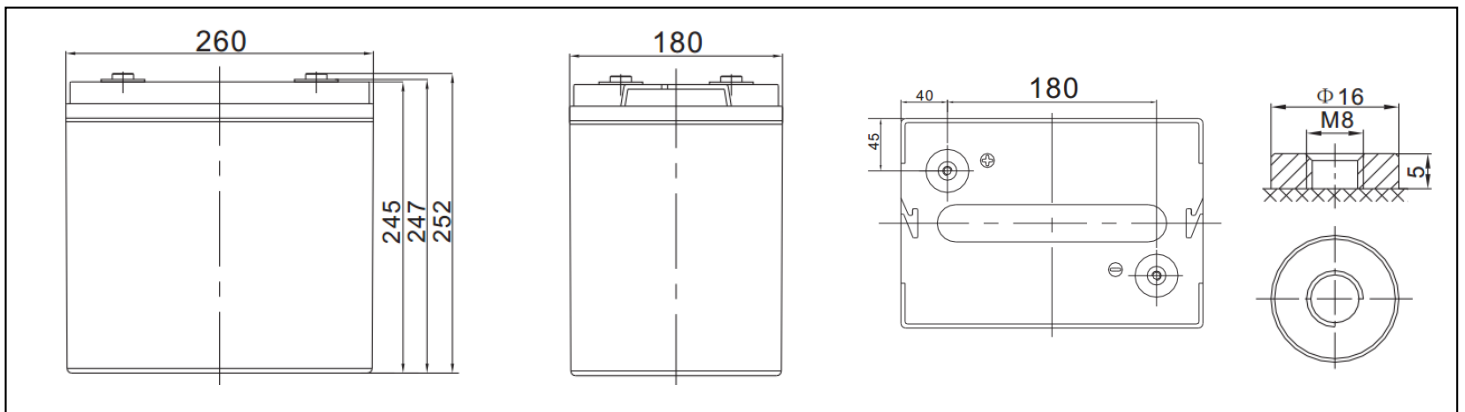
Applications

- Alarm systems
- Communication Equipments
- Control equipments
- Security systems
- Medica Equipments
- UPS systems
- Power tools
- Toys
- Emergency Power Systems
- Photovoltaic Systems
- Security Systems

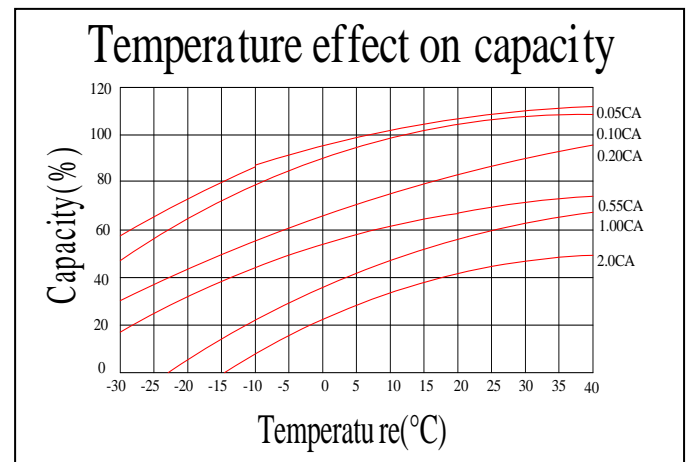
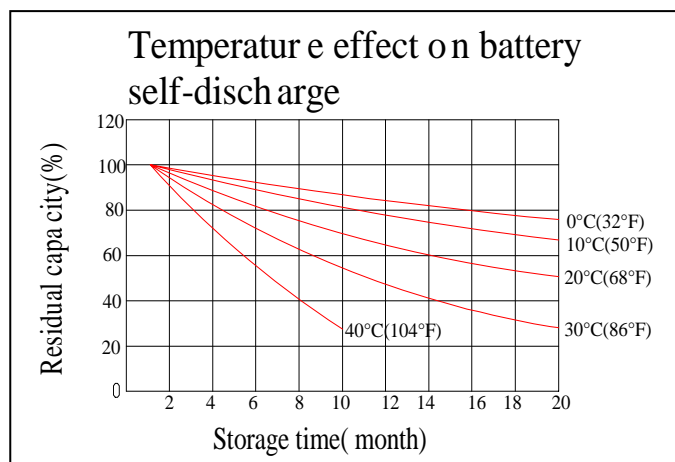
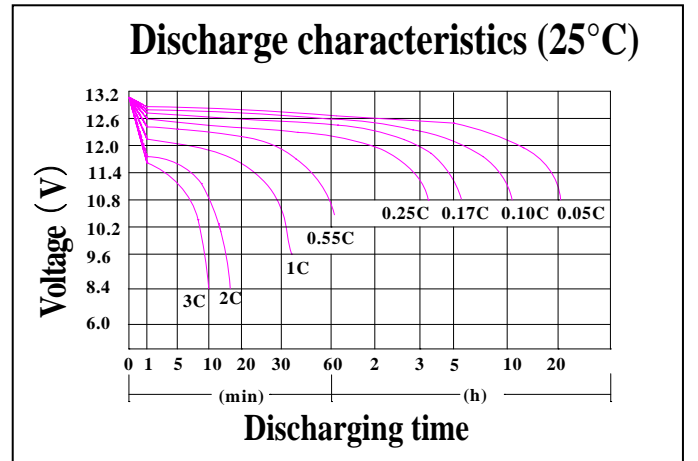
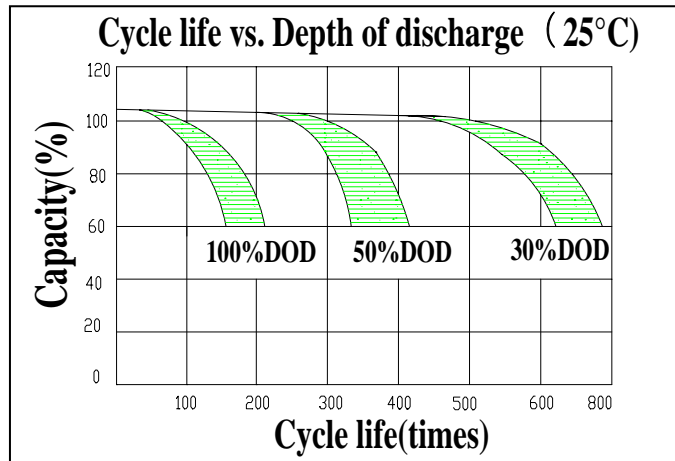
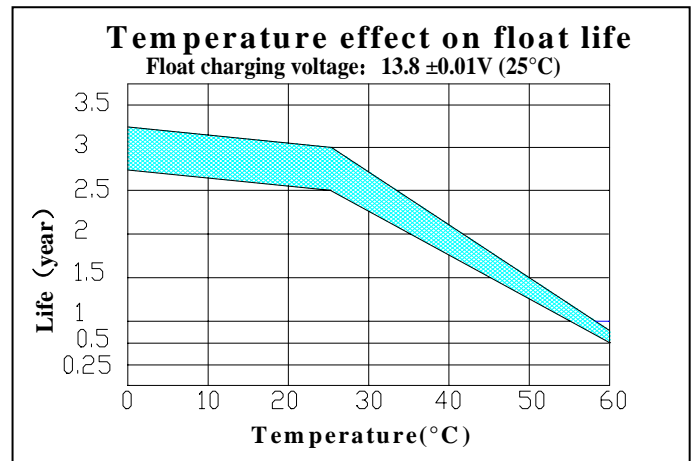
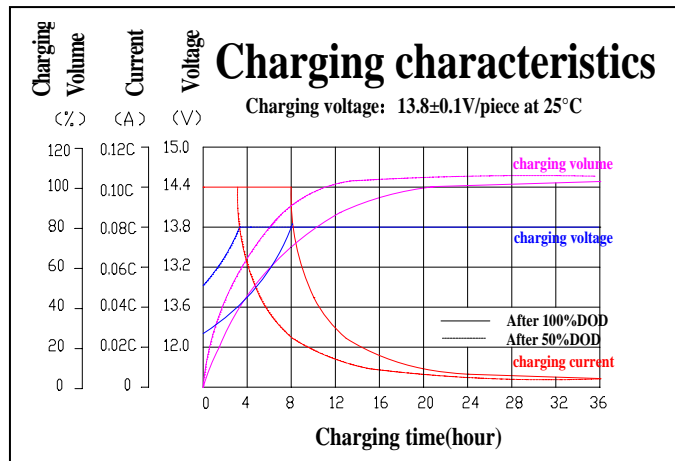
Technical Specifications

Nominal Voltage.....	6V (3 cells per unit)
Nominal Capacity(20°C)	
10hour rate(15A,5.4V).....	150Ah
5hour rate(26.2A,5.25V).....	131Ah
1hour rate(93A,4.8V).....	93Ah
Dimension(mm).....	L260 x W180 x H245 x TH252mm
Approx. Weight	23.5kg
Terminal Type.....	M8
Internal Resistance.....	3.7mΩ(fully Charged @20°C)
Max.Charge Current.....	36A
Max.Discharge Current (5s).....	900A
Ambient Temperature	
Discharge.....	-15-45°C
Charge.....	-15-45°C
Storage.....	-15-45°C
Capacity Affected by Temp.(10 hr capacity)	
105% @40°C	
100% @25°C	
85% @0°C	
65% @-15°C	
Self-Discharge @20°C.....	Approx. 3% per month
Charge Voltage @20~25°C	
Float charge voltage.....	6.8V-6.9V
Equalize Charge Voltage.....	7.2V-7.5V

Dimensions



Performance Characteristics



Battery Discharge

Discharge Constant Current per Cell (Amperes at 25°C)

F.V/Time	10min	15min	30min	1h	2h	3h	4h	5h	8h	10h	20h
1.60V	331.6	261.0	157.4	92.4	55.3	41.0	33.3	28.1	18.8	16.0	8.20
1.65V	321.7	254.1	153.9	90.6	54.5	40.5	32.9	27.8	18.6	15.8	8.13
1.70V	308.8	245.1	149.4	88.4	53.4	39.8	32.4	27.4	18.4	15.6	8.05
1.75V	292.0	233.4	143.4	85.4	52.0	38.8	31.6	26.8	18.0	15.4	7.93
1.80V	270.6	218.4	135.6	81.5	50.1	37.5	30.7	26.0	17.6	15.0	7.78
1.85V	243.8	199.4	125.7	76.5	47.7	35.9	29.4	25.0	17.0	14.5	7.57

Discharge Constant Power per Cell (Watts at 25°C)

F.V/Time	10min	15min	30min	1h	2h	3h	4h	5h	8h	10h	20h
1.60V	572	463	290	175	106	79.6	65.0	55.1	37.3	31.9	16.4
1.65V	570	460	288	174	106	79.0	64.5	54.7	37.0	31.7	16.3
1.70V	553	448	281	170	104	77.8	63.5	54.0	36.6	31.3	16.1
1.75V	532	433	273	165	102	76.2	62.3	53.0	36.0	30.8	15.9
1.80V	502	411	260	158	98.4	74.0	60.7	51.7	35.1	30.1	15.6
1.85V	460	380	244	150	94.1	71.0	58.4	49.9	34.0	29.2	15.2

(Note) The above characteristics data are average values obtained within three charge/discharge cycle not the minimum values.

Battery Construction

Component	Positive plate	Negative plate	Container & Cover	Safety valve	Terminal	Separator	Electrolyte	Pillar seal
Features	Thick high Sn low Ca grid with special paste	Balanced Pb-Ca grid for improved recombination efficiency	ABS (UL94-V0 optional)	Flame Si-Rubber and aging resistance	Female Copper Insert M8 (torque: 10~11N.m)	Advanced AGM separator for high pressure cell design	Dilute high purity sulphuric acid	Two layers epoxy resin seal