

EVF series battery



Voltage covers: 6V,8V,12V
Capacity: From 60Ah to 200Ah

EVF series use latest AGM technology with longer cycle life, up to 700 cycles DOD, suitable for large current discharge and deep cycle applications

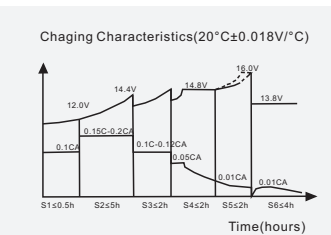
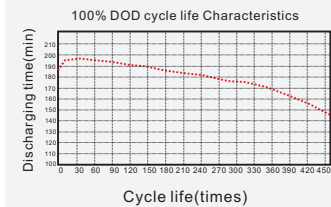
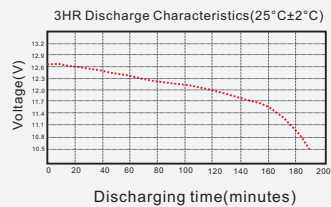
Advantaages

- Up to 700 cycles 80% DOD
- Good large current discharge performance
- High gas recombination efficiency
- Maximum charge efficiency
- Low self-discharge rate
- Easy installation and handing

Applications

- Electrical vehicle
- Hybrid electrical vehicle
- Electric pallet truck
- Electric sweeping machine

Model	Volt(V)	Rated Capacity (AH)	Dimensions(mm/in)								Weight		Terminal Type
			Length		Width		Height		TotalHeight		±5% (Kg)		
			mm	in	mm	in	mm	in	mm	in	Kg	Lbs	
3-EVF-200	6	200	260	10.24	180	7.09	270	10.63	275	10.83	35.0	77.2	M8
4-EVF-150	8	150	262	10.31	182	7.17	280	11.02	280	11.02	36.5	80.5	M8
6-EVF-60	12	60	262	10.31	165	6.50	170	6.69	170	6.69	20.0	44.1	M6
6-EVF-70	12	70	260	10.24	169	6.65	215	8.46	215	8.46	24.0	52.9	M6
6-EVF-80	12	80	260	10.24	168	6.61	215	8.46	215	8.46	26.0	57.3	M6
6-EVF-100	12	100	330	12.99	171	6.73	214	8.43	216	8.50	35.0	77.2	M8
6-EVF-120	12	120	407	16.02	171	6.73	240	9.45	240	9.45	43.0	94.8	M8
6-EVF-150	12	150	480	18.90	170	6.69	236	9.29	236	9.29	52.0	114.6	M8



3-EVF-200

Voltage:6V
 Capacity:200Ah(3hr)
 Approx. Weight:35kg
 Dimensions:260*180*270*275mm
 Terminal:M8
 Starting current ≤300A
 Maximum speed current: ≤100A



4-EVF-150

Voltage:8V
 Capacity:150Ah(3hr)
 Approx. Weight:38.5kg
 Dimensions:262*182*280*280mm
 Terminal:M8
 Starting current ≤225A
 Maximum speed current: ≤75A



6-EVF-60

Voltage:12V
 Capacity:60Ah(3hr)
 Approx. Weight:20kg
 Dimensions:262*165*170*170mm
 Terminal:M6
 Starting current ≤90A
 Maximum speed current: ≤30A



6-EVF-70

Voltage:12V
 Capacity:70Ah(3hr)
 Approx. Weight:24kg
 Dimensions:260*169*215*215mm
 Terminal:M6
 Starting current ≤102A
 Maximum speed current: ≤34A



6-EVF-80

Voltage:12V
 Capacity:80Ah(3hr)
 Approx. Weight:26kg
 Dimensions:260*168*215*215mm
 Terminal:M6
 Starting current ≤120A
 Maximum speed current: ≤40A



6-EVF-100

Voltage:12V
 Capacity:100Ah(3hr)
 Approx. Weight:35kg
 Dimensions:330*171*214*216mm
 Terminal:M8
 Starting current ≤150A
 Maximum speed current: ≤50A



6-EVF-120

Voltage:12V
 Capacity:120Ah(3hr)
 Approx. Weight:43kg
 Dimensions:407*171*240*240mm
 Terminal:M8
 Starting current ≤180A
 Maximum speed current: ≤60A



6-EVF-150

Voltage:12V
 Capacity:150Ah(3hr)
 Approx. Weight:52kg
 Dimensions:480*170*236*236mm
 Terminal:M8
 Starting current ≤225A
 Maximum speed current: ≤75A