

The FT (Front Terminal) Series is especially designed for telecommunication use with 10 years design life in float service. By combining the newly developed paste formula with AGM structures, The FT Series features 10 years design life and Front Access connection for fast, easy installation and maintenance. This series is highly suited for telecom applications, UPS systems and other back up applications.

12V Voltage	200Ah Capacity	AGM technology	Front Terminal
-----------------------	--------------------------	--------------------------	--------------------------



Complied standards

- IEC 60896-21/22
- JIS C8704
- GB/T19639

Features and Benefits

- Front access terminal with standard width for 19" and 23" ETSI racks
- 30% decreased float current lead to excellent high resistance
- Fumed Silica gel electrolyte
- Thick flat plate with high Tin low Calcium alloy
- Low self-discharge rate
- Excellent deep discharge recovery capability

Construction

- Positive plate - Thick high Sn low Ca grid minimize corrosion and prolong life
- Negative plate - Balanced Pb-Ca grid for improved recombination efficiency
- Separator - Advanced AGM separator for ultra low float current
- Electrolyte - Dilute high purity sulphuric acid
- Battery container and cover - ABS
- Pillar seal - 100% factory tested, proven two layers epoxy resin seal
- Relief valve - Complete with integrated flame arrestor

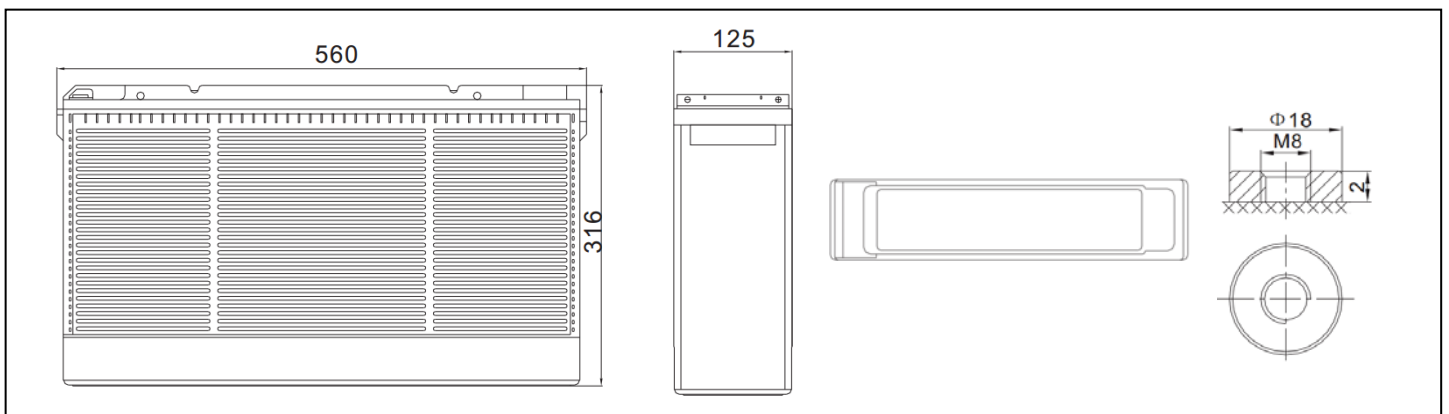
Applications

- Telecom
- Control Equipments
- UPS systems
- Communication Equipments
- Medical Equipments
- Emergency Power Systems

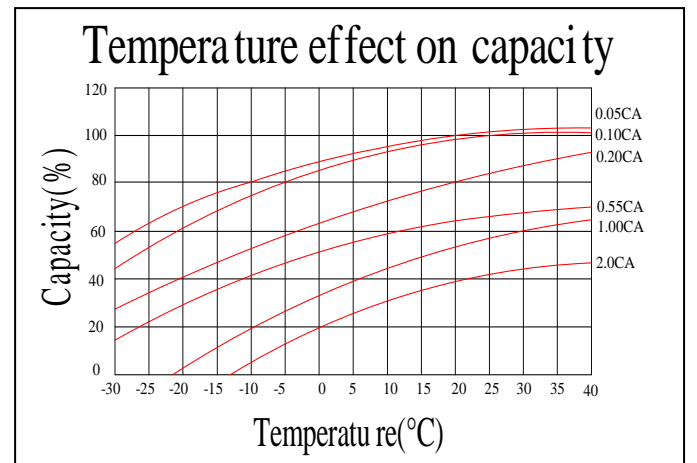
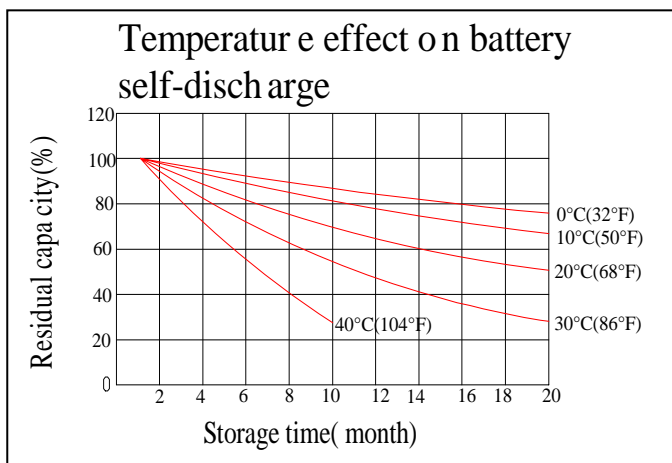
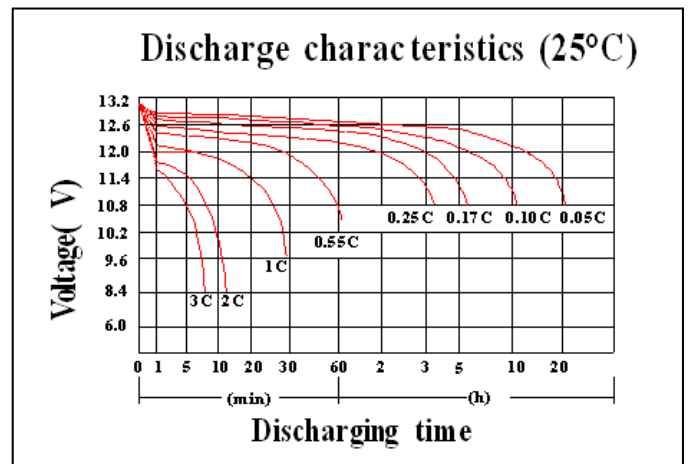
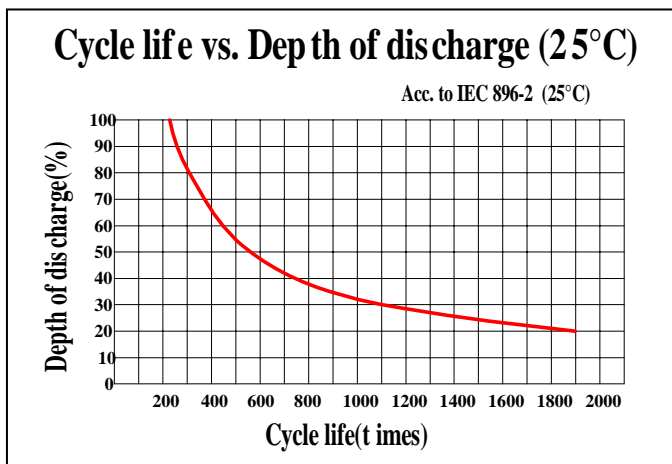
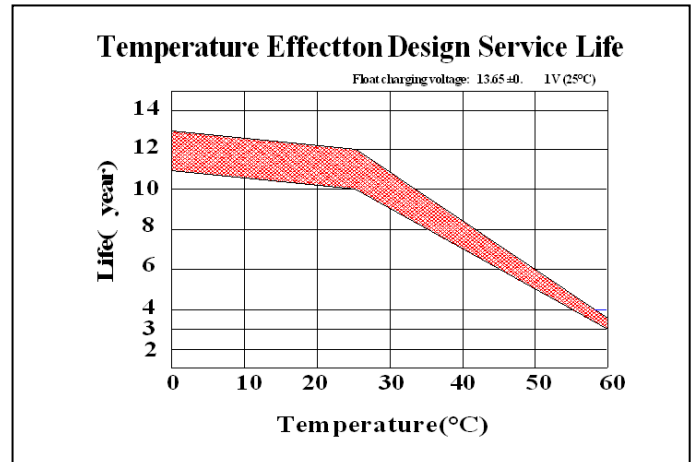
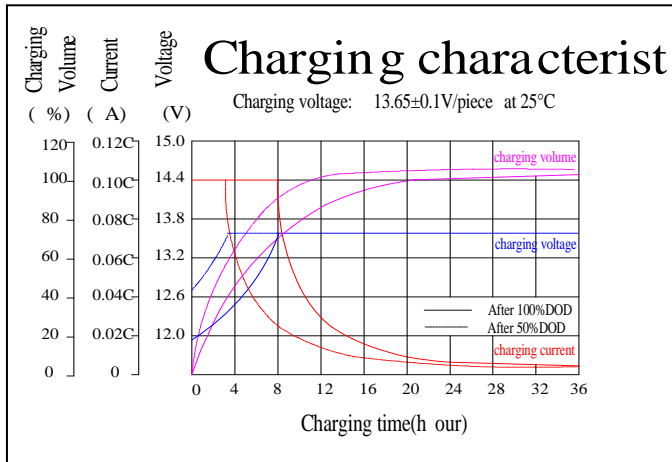
Dimensions

Technical Specifications

Nominal Voltage.....	12V (6 cells per unit)
Nominal Capacity(20°C)	
20hour rate(10.6A,10.8V).....	212Ah
10hour rate(20.0A,10.8V).....	200Ah
5hour rate(35.2A,10.5V).....	176Ah
1hour rate(127.6A,9.6V).....	127.6Ah
Dimension(mm).....	L560 x W125 x H316 x TH316mm
Approx. Weight	57kg (125.66lbs)
Terminal Type.....	Female Copper Insert M8 (torque:10~12N.m)
Internal Resistance.....	2.6mΩ(fully Charged @20°C)
Max.Charge Current.....	30A
Max.Discharge Current (5s).....	1000A
Short Circuit Current.....	2000A
Ambient Temperature	
Discharge.....	-15-45°C
Charge.....	-15-45°C
Storage.....	-15-45°C
Capacity Affected by Temp.(10 hr capacity)	
105% @40°C	
100% @25°C	
85% @0°C	
65% @-15°C	
Self-Discharge @20°C.....	Approx. 3% per month
Charge Voltage @20~25°C	
Float charge voltage.....	13.5V-13.7V
Equalize Charge Voltage.....	14.1V-14.4V



Performance Characteristics



Battery Discharge

Discharge Constant Current per Cell (Amperes at 25°C)

F.V/Time	10min	15min	30min	45min	1h	2h	3h	5h	8h	10h	20h
1.60V	465.0	361.0	216.6	161.0	127.6	75.0	55.2	37.2	25.4	21.0	11.1
1.65V	430.2	341.0	209.4	154.8	123.8	72.6	53.4	36.6	25.2	20.6	11.0
1.70V	399.0	320.2	203.6	149.2	119.0	70.6	52.0	35.8	24.8	20.4	10.9
1.75V	372.6	300.0	193.0	142.6	114.2	68.8	50.8	35.2	24.4	20.2	10.8
1.80V	335.2	281.4	186.2	137.4	110.2	66.2	49.2	34.4	24.0	20.0	10.6

Discharge Constant Power per Cell (Watts at 25°C)

F.V/Time	10min	15min	30min	45min	1h	2h	3h	5h	8h	10h	20h
1.60V	836.4	690.2	422.2	305.8	244.8	142.2	105.4	71.8	49.6	41.0	21.4
1.65V	782.8	660.4	403.8	295.4	238.2	138.4	102.6	70.6	49.2	40.6	21.2
1.70V	733.0	615.4	387.2	286.0	230.0	135.2	100.2	69.6	48.6	40.2	21.0
1.75V	689.8	577.4	368.6	274.6	221.6	132.0	98.2	68.6	48.0	39.8	20.8
1.80V	624.4	542.0	353.6	265.4	214.4	127.6	95.4	67.2	47.4	39.6	20.6

(Note) The above characteristics data are average values obtained within three charge/discharge cycle not the minimum values.

Component	Positive plate	Negative plate	Container & Cover	Safety valve	Terminal	Separator	Electrolyte	Pillar seal
Features	Thick high Sn low Ca grid with special paste	Balanced Pb-Ca grid for improved recombination efficiency	ABS (UL94-V0 optional)	Flame Si-Rubber and aging resister	Female Copper Insert M6(torque: 3~4N.m)	Advanced AGM separator for high pressure cell design	Dilute high purity sulphuric acid	Two layers epoxy resin seal