

The FT (Front Terminal) Series is especially designed for telecommunication use with 10 years design life in float service. By combining the newly developed paste formula with AGM structures, The FT Series features 10 years design life and Front Access connection for fast, easy installation and maintenance. This series is highly suited for telecom applications, UPS systems and other back up applications.

12V Voltage	100Ah Capacity	AGM technology	Front Terminal
----------------	-------------------	-------------------	-------------------



Complied standards

- IEC 60896-21/22
- JIS C8704
- GB/T19639

Features and Benefits

- Front access terminal with standard width for 19" and 23" ETSI racks
- 30% decreased float current lead to excellent high resistance
- Fumed Silica gel electrolyte
- Thick flat plate with high Tin low Calcium alloy
- Low self-discharge rate
- Excellent deep discharge recovery capability

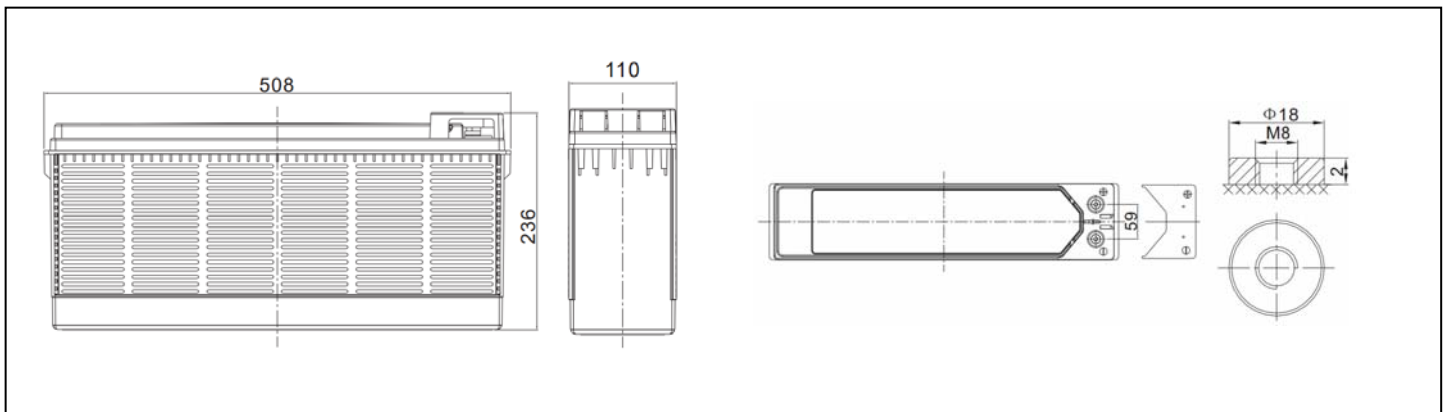
Construction

- Positive plate - Thick high Sn low Ca grid minimize corrosion and prolong life
- Negative plate - Balanced Pb-Ca grid for improved recombination efficiency
- Separator - Advanced AGM separator for ultra low float current
- Electrolyte - Dilute high purity sulphuric acid
- Battery container and cover - ABS
- Pillar seal - 100% factory tested, proven two layers epoxy resin seal
- Relief valve - Complete with integrated flame arrestor

Applications

- Telecom
- Control Equipments
- UPS systems
- Communication Equipments
- Medical Equipments
- Emergency Power Systems

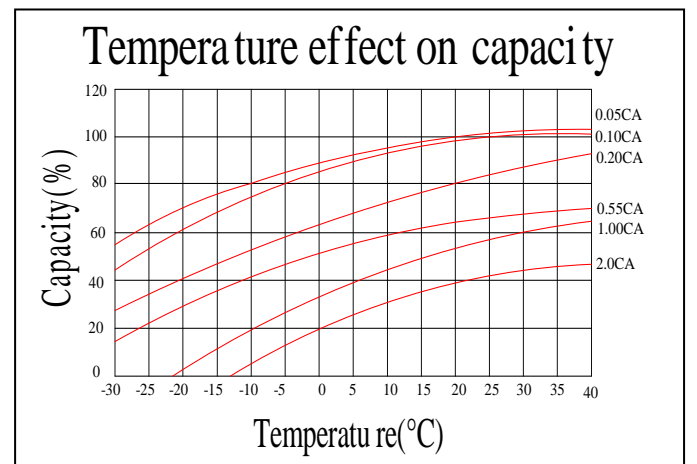
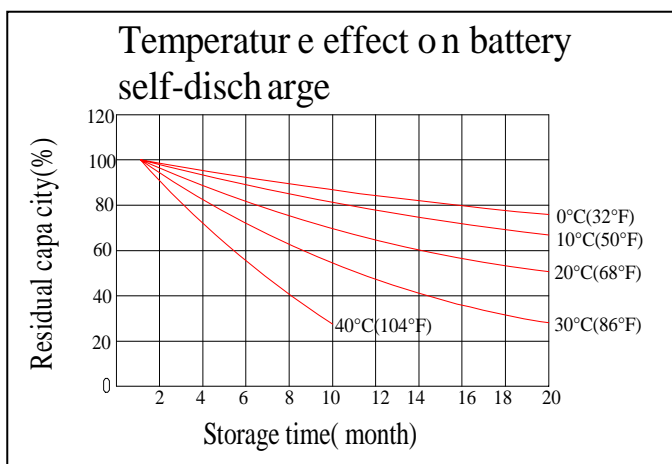
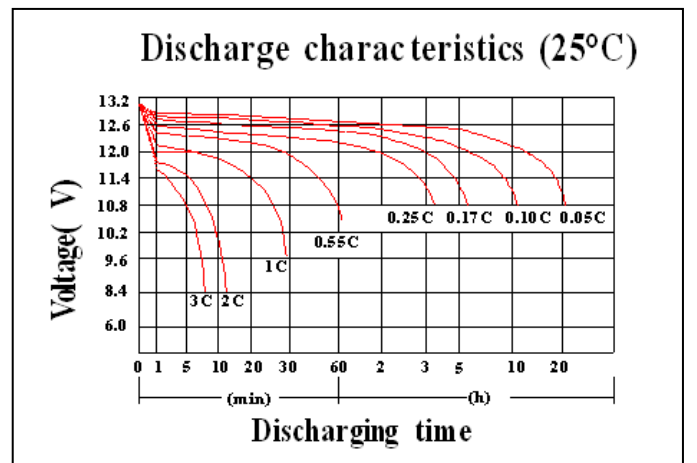
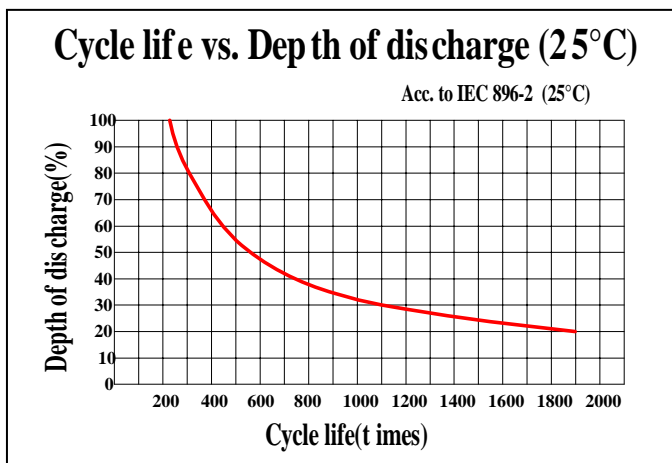
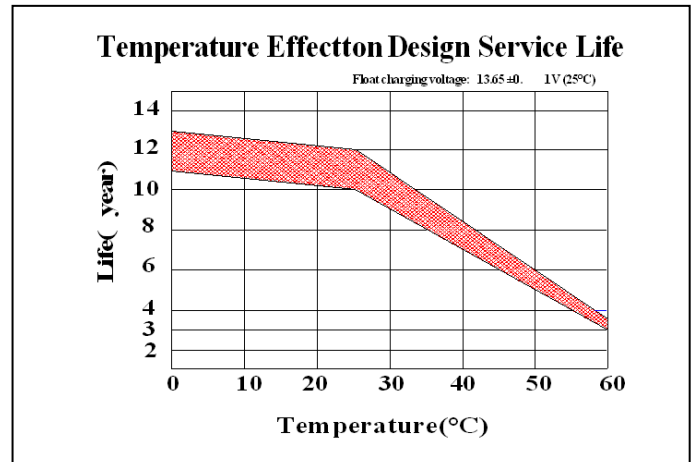
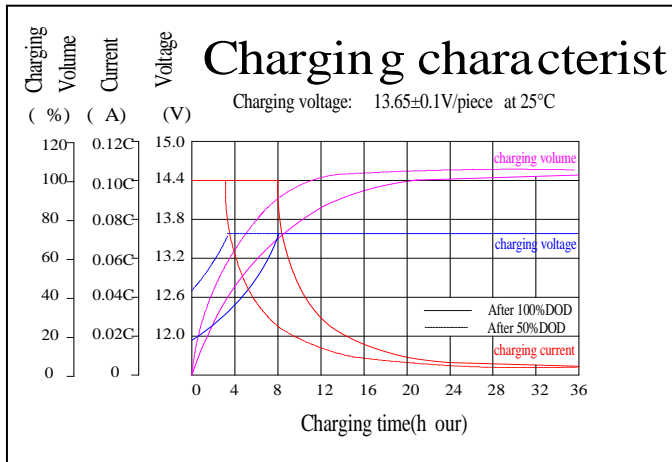
Dimensions



Technical Specifications

Nominal Voltage.....	12V (6 cells per unit)
Nominal Capacity(20°C)	
20hour rate(5.3A, 10.8V).....	106Ah
10hour rate(10.0A, 10.8V).....	100Ah
5hour rate(17.6A, 10.5V).....	88.0Ah
1hour rate(63.8A, 9.6V).....	63.8Ah
Dimension(mm).....	L508 x W110 x H231 x TH231mm
Approx. Weight	29kg
Terminal Type.....	Female Copper Insert M8 (torque:10~12N.m)
Internal Resistance.....	5.8mΩ(fully Charged @20°C)
Max.Charge Current.....	20A
Max.Discharge Current (5s).....	600A
Short Circuit Current.....	2000A
Ambient Temperature	
Discharge.....	-15-45°C
Charge.....	-15-45°C
Storage.....	-15-45°C
Capacity Affected by Temp.(10 hr capacity)	
105% @40°C	
100% @25°C	
85% @0°C	
65% @-15°C	
Self-Discharge @20°C.....	Approx. 3% per month
Charge Voltage @20~25°C	
Standby use voltage.....	13.6V-13.8V
Cycle use voltage.....	14.6V-14.8V

Performance Characteristics



Battery Discharge

Discharge Constant Current per Cell (Amperes at 25°C)

F.V/Time	10min	15min	30min	45min	1h	2h	3h	5h	8h	10h	20h
1.60V	232.5	180.5	111.3	80.5	63.8	37.5	27.6	18.6	12.7	10.5	5.55
1.65V	215.1	170.5	105.7	77.4	61.9	36.3	26.7	18.3	12.6	10.3	5.50
1.70V	199.5	160.1	101.8	74.6	59.5	35.3	26.0	17.9	12.4	10.2	5.44
1.75V	186.3	150.0	96.5	71.3	57.1	34.4	25.4	17.6	12.2	10.1	5.39
1.80V	167.6	140.7	93.1	68.7	55.1	33.1	24.6	17.2	12.0	10.0	5.30

Discharge Constant Power per Cell (Watts at 25°C)

F.V/Time	10min	15min	30min	45min	1h	2h	3h	5h	8h	10h	20h
1.60V	418.2	345.1	211.1	152.9	122.4	71.1	52.7	35.9	24.8	20.5	10.7
1.65V	391.4	330.2	201.9	147.7	119.1	69.2	51.3	35.3	24.6	20.3	10.6
1.70V	366.5	307.7	193.6	143.0	115.0	67.6	50.1	34.8	24.3	20.1	10.5
1.75V	344.9	288.7	184.3	137.3	110.8	66.0	49.1	34.3	24.0	19.9	10.4
1.80V	312.2	271.0	176.8	132.7	107.2	63.8	47.7	33.6	23.7	19.8	10.3

(Note) The above characteristics data are average values obtained within three charge/discharge cycle not the minimum values.

Component	Positive plate	Negative plate	Container & Cover	Safety valve	Terminal	Separator	Electrolyte	Pillar seal
Features	Thick high Sn low Ca grid with special paste	Balanced Pb-Ca grid for improved recombination efficiency	ABS (UL94-V0 optional)	Flame Si-Rubber and aging resister	Female Copper Insert M6(torque: 3~4N.m)	Advanced AGM separator for high pressure cell design	Dilute high purity sulphuric acid	Two layers epoxy resin seal